

Scaled data based on original data using
LM-79-08 Approved Method: Electrical and Photometric Measurements of Solid-
State Lighting Products

Test Report Prepared for
Cooper Lighting Solutions
(formerly Eaton)

Brand: McGRAW-EDISON

Report Number: P200177

Luminaire Tested: **GPC-AF-01-LED-E1-T2-1200**

Issue Date: 3/3/2020

Test Information

Test Method: LM-79-08
Report Number: P200177
TEST IS SCALED FROM IESNA LM-79-08 TEST DATA (P24139)
Test Lab: INNOVATION CENTER P2
Issue Date: 3/3/2020
Manufacturer: COOPER LIGHTING SOLUTIONS (FORMERLY EATON)
Product Line: MCGRAW-EDISON
Catalog Number: GPC-AF-01-LED-E1-T2-1200
Description: GALLEON PEDESTRIAN LUMINAIRE
(1) 70 CRI, 4000K, 1200mA LIGHTSQUARE WITH 16 LEDS EACH AND TYPE II OPTICS
Light Source: -
Ballast/Driver: ELECTRONIC DRIVER

Summary

Lumens per Lamp: N/A
Luminaire Lumens: 7000.1 lumens
Efficiency: N/A
Efficacy: 104.5 lumens/watt
Luminous Opening: Rectangular (W 0.5' x L: 0.5' x H: 0')
IES Classification: Type II - Medium - Full Cutoff
BUG Rating: B1 - U0 - G2

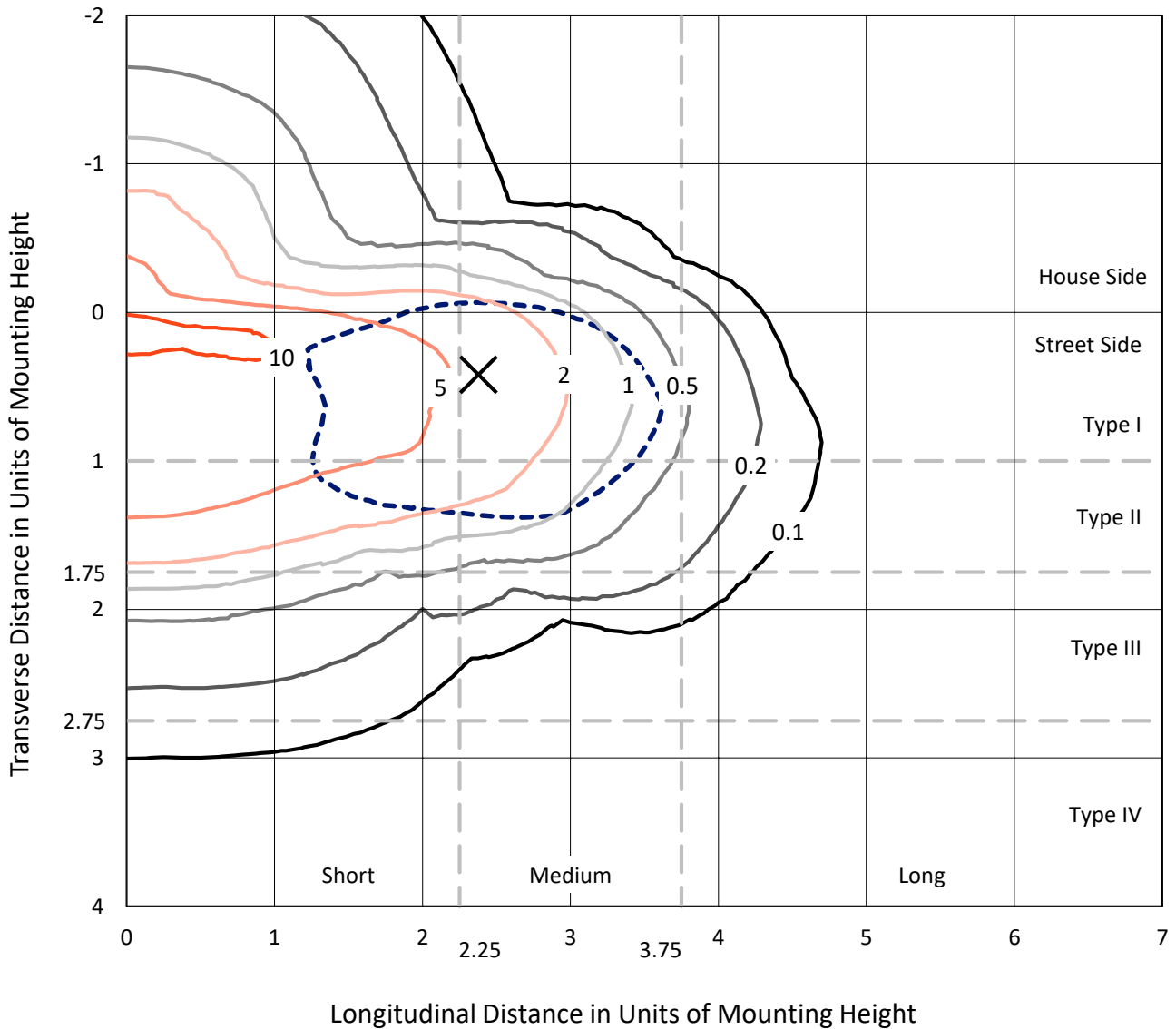
Input Watts (W): 67
Input Voltage (V): NR
Input Current (Ain): NR
Voltage Rise (V): NR
Power Factor: NR
Total Harmonic Distortion (THDi): NR
Frequency (hertz): 60
Stabilization Time: NR
Operation Time: NR
Ambient Temperature (°C): NR
Test Distance: 25 FT



REPORT NUMBER: P200177
 CATALOG NUMBER: GPC-AF-01-LED-E1-T2-1200

Iso-Footcandle Lines of Horizontal Illumination

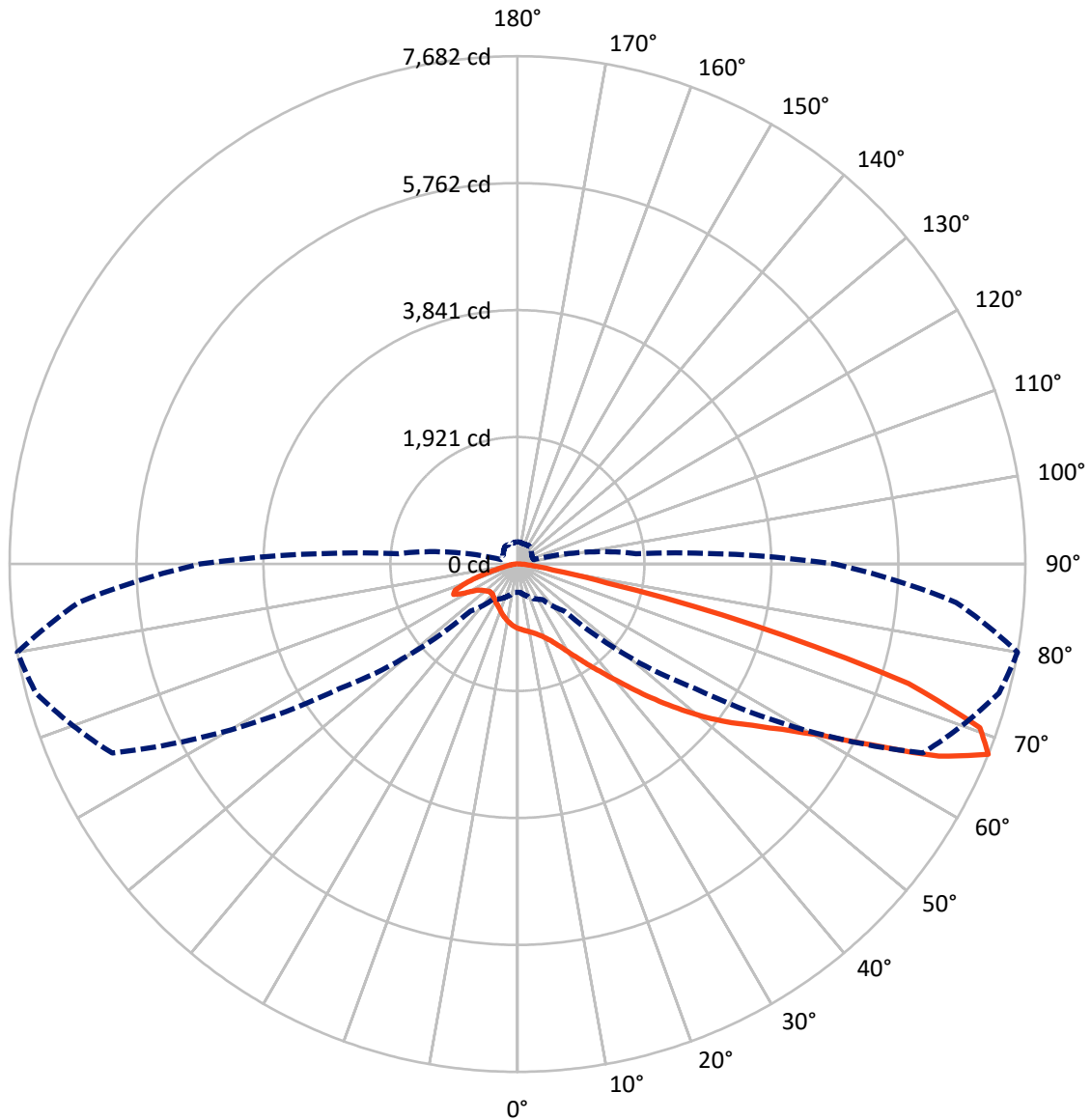
× Max cd
 - - - 1/2 Max cd



Based on 10 foot mounting height. Maximum calculated value = 11.8 fc
 Type II - Medium - Full Cutoff

REPORT NUMBER: P200177
CATALOG NUMBER: GPC-AF-01-LED-E1-T2-1200

Luminous Intensity Polar Plot



— Vertical Plane Through 80-Deg Lateral - - - Horizontal Cone Through 67.5-Deg Vertical

REPORT NUMBER: P200177

CATALOG NUMBER: GPC-AF-01-LED-E1-T2-1200

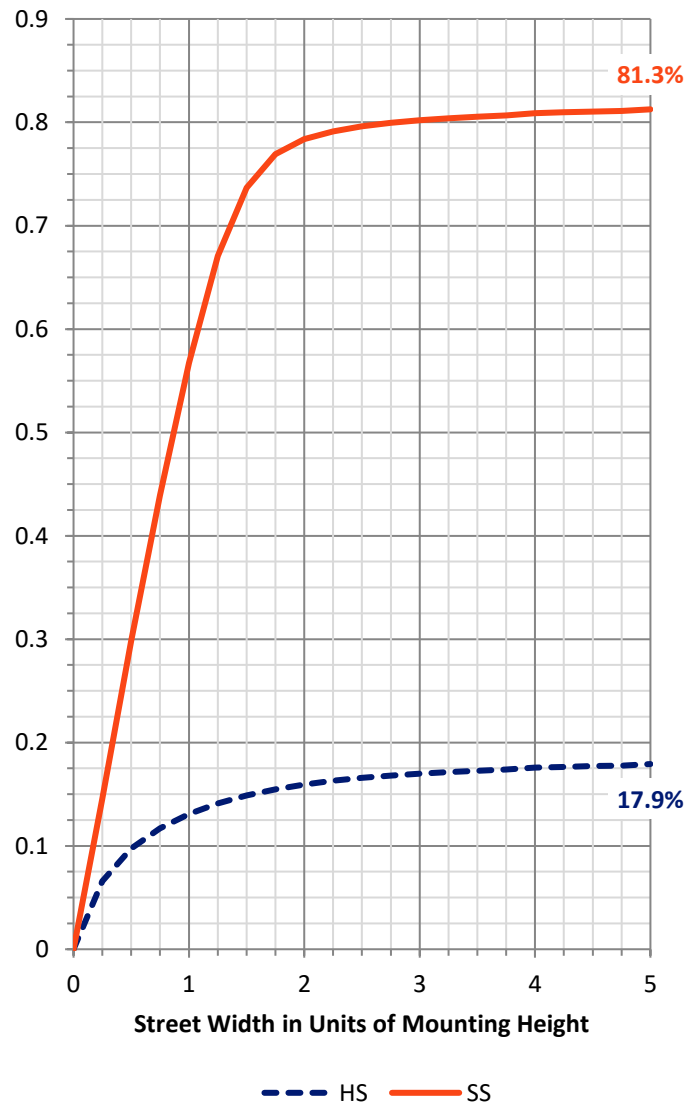
FLUX DISTRIBUTION:

		Downward	Upward	Total
House Side	Lumens	1289.1	0.0	1289.1
	% Fixture	18.4	0.0	18.4
Street Side	Lumens	5710.9	0.0	5710.9
	% Fixture	81.6	0.0	81.6
Total	Lumens	7000.1	0.0	7000.1
	% Fixture	100.0	0.0	100.0

Coefficient of Utilization

ZONAL LUMENS:

Zone	Lumens	% Fixture
0°-10°	89.7	1.3
10°-20°	258.4	3.7
20°-30°	427.8	6.1
30°-40°	699.7	10.0
40°-50°	1129.7	16.1
50°-60°	1631.0	23.3
60°-70°	1799.9	25.7
70°-80°	829.6	11.9
80°-90°	134.2	1.9
90°-100°	0.0	0.0
100°-110°	0.0	0.0
110°-120°	0.0	0.0
120°-130°	0.0	0.0
130°-140°	0.0	0.0
140°-150°	0.0	0.0
150°-160°	0.0	0.0
160°-170°	0.0	0.0
170°-180°	0.0	0.0
0°-90°	7000.1	100.0
0°-180°	7000.1	100.0



REPORT NUMBER: P200177

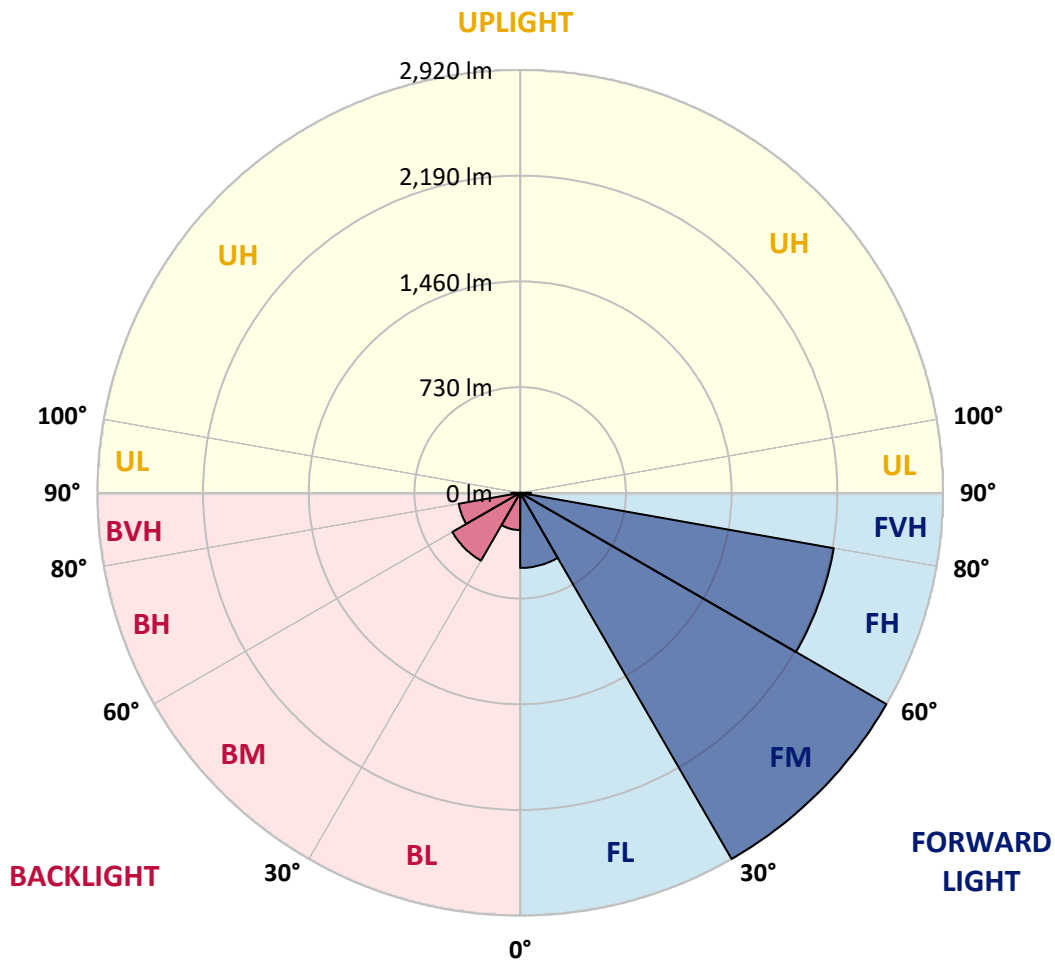
CATALOG NUMBER: GPC-AF-01-LED-E1-T2-1200

LUMINAIRE CLASSIFICATION SYSTEM LUMEN TABLE AND BUG RATING:

Zone	Lumens	% Fixture	Zone Rating/Lumen Limit		
			B	U	G
FL (0°-30°)	518.7	7.4			
FM (30°-60°)	2919.5	41.7			
FH (60°-80°)	2198.9	31.4			G2/5000
FVH (80°-90°)	73.8	1.1			G1/100
BL (0°-30°)	257.2	3.7	B1/500		
BM (30°-60°)	540.9	7.7	B1/1000		
BH (60°-80°)	430.6	6.2	B1/500		G1/500
BVH (80°-90°)	60.4	0.9			G1/100
UL (90°-100°)	0.0	0.0		U0/0	
UH (100°-180°)	0.0	0.0		U0/0	

BUG Rating: B1-U0-G2

Type II Medium





REPORT NUMBER: P200177

CATALOG NUMBER: GPC-AF-01-LED-E1-T2-1200

CANDELA DISTRIBUTION (FULL):

	0°	5°	15°	25°	35°	45°	55°	65°	75°	80°	85°
0°	972.5	972.5	972.5	972.5	972.5	972.5	972.5	972.5	972.5	972.5	972.5
2.5°	1063.9	1057.6	1058.7	1056.9	1051.8	1042.8	1033.2	1015.6	997.3	987.7	980.1
5°	1152.8	1151.0	1148.6	1143.1	1130.0	1111.4	1088.3	1057.3	1023.9	1006.3	989.4
7.5°	1219.3	1218.2	1215.2	1211.7	1198.9	1176.5	1141.7	1097.6	1049.0	1024.9	998.7
10°	1224.8	1226.5	1228.9	1238.2	1239.9	1227.8	1192.4	1139.0	1075.2	1044.2	1010.8
12.5°	1177.9	1181.7	1191.0	1214.8	1239.9	1254.8	1236.4	1182.4	1105.9	1068.3	1025.9
15°	1115.8	1118.0	1129.3	1162.1	1207.2	1253.0	1270.3	1230.3	1145.5	1099.4	1048.6
17.5°	1089.3	1090.4	1098.3	1120.0	1162.1	1227.5	1289.2	1282.4	1194.1	1137.9	1076.6
20°	1075.9	1078.3	1089.6	1111.0	1137.6	1194.8	1292.0	1338.5	1252.0	1186.2	1111.7
22.5°	1114.2	1113.1	1117.3	1127.9	1150.3	1184.8	1289.9	1396.4	1325.7	1248.2	1157.6
25°	1203.4	1207.2	1199.9	1187.9	1195.1	1219.3	1300.9	1459.1	1418.1	1327.8	1217.5
27.5°	1330.6	1326.8	1316.1	1287.8	1273.1	1283.4	1337.5	1526.7	1532.9	1432.5	1296.8
30°	1457.4	1454.3	1444.0	1409.5	1379.1	1370.5	1408.5	1604.2	1669.7	1558.4	1394.0
32.5°	1589.1	1585.6	1576.0	1541.5	1505.0	1484.9	1509.5	1693.8	1831.0	1708.6	1508.3
35°	1751.4	1744.8	1724.5	1676.5	1640.7	1625.3	1636.6	1806.5	2017.1	1886.4	1647.3
37.5°	1904.0	1914.0	1893.4	1827.2	1780.7	1775.1	1787.9	1944.0	2217.7	2085.3	1806.8
40°	2057.4	2059.1	2040.5	1986.4	1938.5	1929.5	1961.6	2110.8	2454.4	2323.0	2000.9
42.5°	2215.9	2219.3	2188.0	2138.0	2102.9	2104.6	2141.1	2306.1	2726.0	2603.2	2224.2
45°	2403.7	2408.8	2374.4	2308.9	2276.9	2341.3	2326.2	2525.4	3023.6	2921.6	2480.6
47.5°	2600.1	2608.1	2581.8	2520.6	2480.6	2569.1	2511.2	2768.3	3344.1	3263.2	2762.1
50°	2707.3	2718.7	2744.2	2739.7	2731.1	2716.2	2717.7	3028.9	3674.6	3618.8	3051.6
52.5°	2649.7	2649.4	2742.4	2855.5	2976.1	2985.1	2969.2	3303.5	3983.5	3966.6	3324.2
55°	2386.4	2404.4	2545.3	2764.2	3093.6	3299.3	3346.3	3618.2	4286.7	4306.3	3600.9
57.5°	1948.1	1962.9	2153.2	2458.2	2935.2	3486.1	3882.5	4075.4	4625.8	4717.4	3969.4
60°	1321.2	1339.1	1540.8	1907.1	2508.5	3382.1	4392.9	4891.5	5031.8	5240.3	4486.3
62.5°	776.4	792.6	957.0	1203.1	1766.1	2898.5	4616.9	6052.5	5676.6	6029.1	5274.7
65°	534.5	545.5	625.4	748.9	1014.9	1952.3	4339.1	6854.1	6668.7	7006.4	6189.0
67.5°	430.0	428.7	492.1	576.2	653.4	1006.6	3281.1	6763.4	7541.3	7682.3	6663.5
70°	354.2	352.9	396.0	465.5	522.1	566.9	1787.2	5707.6	7363.4	7420.7	6226.6
72.5°	296.3	297.8	325.3	377.1	428.3	427.0	785.4	4015.2	5792.7	6188.3	4963.6
75°	250.2	250.9	269.1	305.7	347.7	343.9	426.0	2175.2	3367.2	3642.6	2751.4
77.5°	213.0	213.7	225.4	245.7	275.7	274.4	310.9	939.8	1404.6	1387.4	941.1
80°	189.9	189.9	195.4	199.2	215.7	209.5	230.6	451.4	593.8	548.3	375.6
82.5°	148.8	149.6	183.3	182.0	169.9	161.9	161.9	266.1	314.7	290.8	219.8
85°	83.8	83.4	118.3	142.7	149.6	114.1	113.0	148.8	171.2	151.0	106.5
87.5°	35.8	36.5	54.8	63.4	84.8	71.0	70.0	76.8	87.2	75.5	49.3
90°	0.0	0.0	0.0	0.0	0.0	0.0	0.0	0.0	0.0	0.0	0.0



REPORT NUMBER: P200177

CATALOG NUMBER: GPC-AF-01-LED-E1-T2-1200

CANDELA DISTRIBUTION (continued):

	90°	95°	105°	115°	125°	135°	145°	155°	165°	175°	180°
0°	972.5	972.5	972.5	972.5	972.5	972.5	972.5	972.5	972.5	972.5	972.5
2.5°	972.8	963.9	944.3	919.7	897.7	883.2	870.1	851.2	852.2	839.1	829.5
5°	972.2	953.6	908.1	854.0	801.9	764.3	736.1	710.6	704.4	692.3	685.1
7.5°	972.8	942.5	866.0	779.5	715.0	667.5	643.4	629.9	626.9	622.8	623.1
10°	975.3	932.5	819.9	709.9	642.4	611.0	605.2	609.3	614.1	615.5	615.8
12.5°	980.8	923.6	769.2	647.8	596.9	587.3	597.2	611.3	620.6	625.1	624.8
15°	993.2	916.7	720.6	599.2	571.7	576.8	595.5	615.5	628.9	635.2	635.5
17.5°	1006.6	906.6	670.6	562.1	553.1	566.2	589.3	612.7	629.3	636.2	637.5
20°	1024.2	894.3	618.3	534.2	535.5	550.3	572.0	595.5	613.8	619.6	622.4
22.5°	1047.3	880.9	572.4	511.4	515.6	526.9	543.8	564.2	580.0	582.8	585.1
25°	1078.3	866.3	535.9	490.7	492.4	499.0	510.4	522.4	533.5	530.4	532.8
27.5°	1120.0	854.0	508.6	471.8	468.7	470.0	475.9	479.7	485.6	476.9	478.0
30°	1168.9	840.6	487.6	455.2	446.6	444.2	445.6	447.6	452.1	440.4	438.7
32.5°	1225.8	824.3	468.0	440.8	428.7	423.9	424.5	430.0	447.3	440.1	436.3
35°	1292.0	806.1	447.3	424.9	416.6	409.8	409.1	426.3	477.6	473.1	469.7
37.5°	1369.5	787.8	426.7	407.0	407.6	400.1	397.7	417.4	483.5	466.0	463.5
40°	1468.0	778.2	409.1	388.0	396.7	395.6	390.8	400.8	444.9	412.9	408.7
42.5°	1590.1	779.5	396.0	367.8	383.6	394.6	387.0	387.4	403.2	379.1	375.3
45°	1740.7	795.8	386.7	351.5	368.8	393.5	385.7	380.1	381.5	368.8	366.6
47.5°	1916.4	829.1	380.1	338.1	354.7	389.7	385.2	378.1	374.9	368.1	366.3
50°	2111.8	877.7	375.3	325.3	341.9	383.6	385.7	375.9	372.6	369.8	368.8
52.5°	2303.8	933.2	368.1	314.3	331.8	375.9	386.7	373.9	370.1	368.1	367.0
55°	2517.8	1002.5	357.0	304.9	323.6	366.3	386.7	370.8	366.6	367.0	366.6
57.5°	2806.9	1114.5	343.9	297.1	313.6	354.7	380.1	367.3	362.2	362.5	362.8
60°	3258.7	1311.9	328.1	289.1	301.2	340.8	371.1	359.8	354.7	356.0	356.3
62.5°	3923.1	1601.7	307.4	277.4	288.1	326.0	358.7	350.2	344.9	348.4	348.4
65°	4613.7	1857.5	281.9	262.6	274.4	309.9	343.2	338.1	332.9	340.8	340.4
67.5°	4799.5	1800.3	256.4	246.4	260.5	291.8	324.6	321.9	319.2	332.9	332.3
70°	4263.7	1445.3	232.9	229.9	245.4	272.6	304.6	304.6	302.9	313.2	310.9
72.5°	3248.4	1024.9	210.5	212.3	228.1	251.5	282.9	285.3	282.5	287.8	285.7
75°	1738.9	586.6	188.1	193.0	206.7	230.2	258.8	261.3	259.5	259.1	260.1
77.5°	578.0	286.7	164.7	172.3	184.3	208.2	233.6	237.4	233.3	232.6	232.3
80°	257.5	180.2	138.9	148.8	159.6	183.0	207.1	210.2	205.7	212.0	204.0
82.5°	165.4	118.6	111.3	122.3	132.7	157.8	180.6	181.3	177.2	205.7	175.4
85°	80.3	73.4	83.8	93.7	102.7	124.1	149.6	149.9	139.5	127.2	122.7
87.5°	40.0	42.8	55.9	64.8	69.3	85.1	108.9	106.8	102.4	93.1	85.8
90°	0.0	0.0	0.0	0.0	0.0	0.0	0.0	0.0	0.0	0.0	0.0

(END OF REPORT)